

FISHERIES & AQUACULTURE

BENCHMARKING MANAGERIAL EMPLOYMENT IN CANADA:
WOMEN, TRANSGENDER AND NON-BINARY PERSONS




FISHERIES &
AQUACULTURE

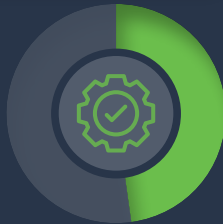


ALL
INDUSTRIES

EMPLOYMENT: ALL OCCUPATIONS




19.3%

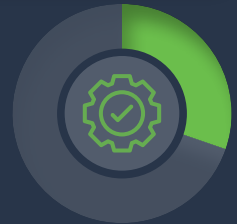


47.9%

EMPLOYMENT: SENIOR MANAGEMENT OCCUPATIONS

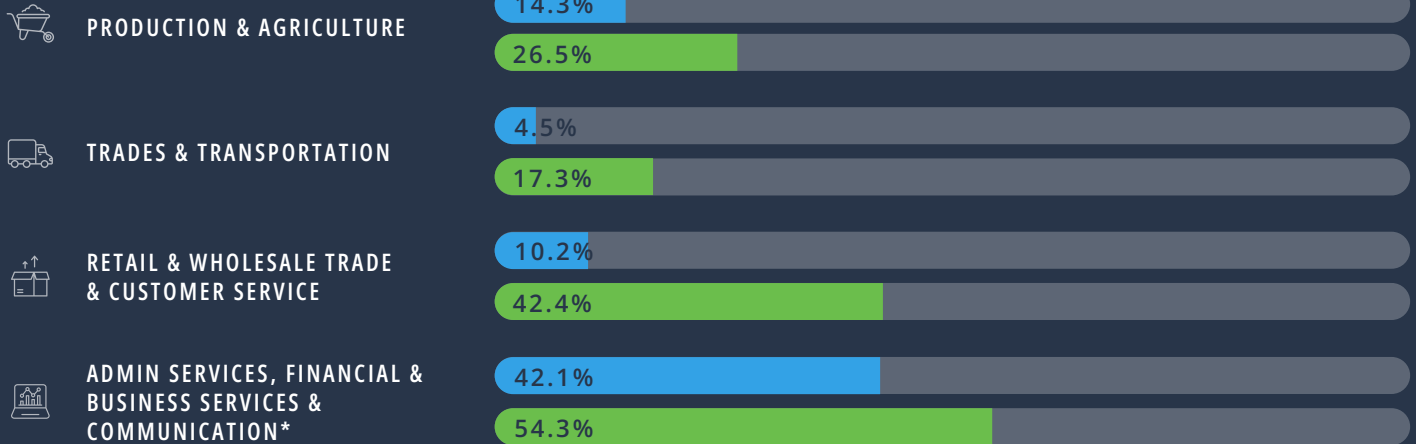


10.9%



30.3%

EMPLOYMENT: MIDDLE MANAGEMENT BY OCCUPATION



*(except broadcasting)

ABOUT THE DATA

Employment data was sourced from a custom tabulation of 2021 Census data purchased by ECO Canada.

In this report, the agriculture sector is comprised of two industry groups:

NAICS 1125 - Aquaculture

NAICS 1141 - Fishing